

Sustainable Water  
Integrated Management (SWIM) -  
Support Mechanism



Project funded by  
the European Union

*Water is too precious to waste*

**Session I: Overview of progress of the SWIM  
program.**

**17-18 October 2012, Brussels**

# OBJECTIVES OF PRESENTATION

- To present an overall account of SWIM-SM project first year of implementation including:
  1. Development of 2012 work-plan & objectives,
  2. Achievements & statistics,
  3. Challenges & constraints
  4. Lessons learnt
  5. Way forward.

# BRIEF REMINDER OF SWIM-SM

## Overall objective

- To promote the extensive dissemination of sustainable water management policies & practices in the context of increasing water scarcity, combined pressure on water resources from a wide range of users & in connection with CC.

## Specific objectives

1. Raise awareness among the decision-makers & stakeholders
2. Support PCs in designing & implementing IWRM policies
3. Contribute to ensuring institutional reinforcement & the development of the necessary planning & management skills.

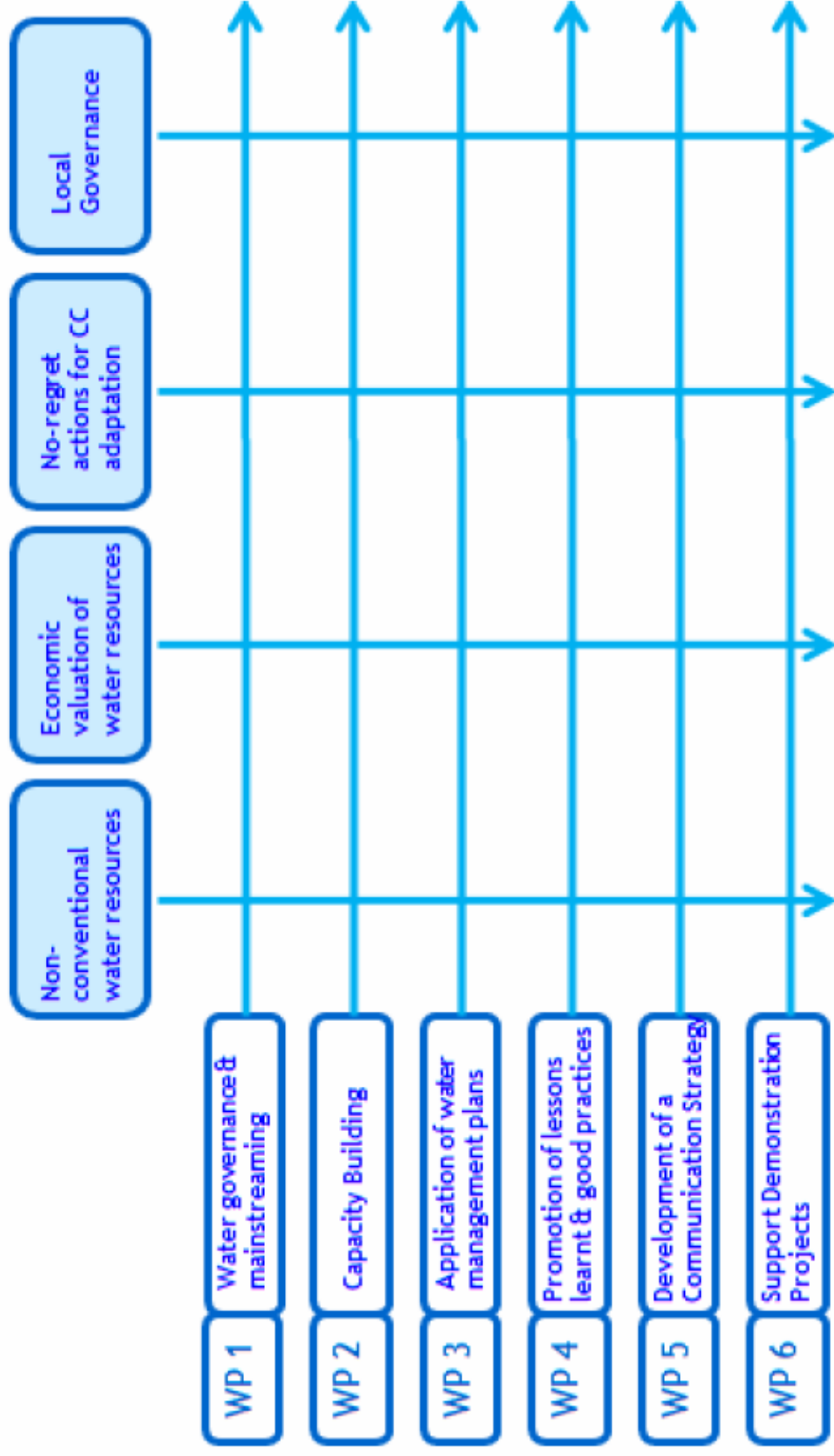
# PROJECT SYNOPSIS

- **Project start date:** 13 December 2010
- **Project duration:** 48 months – ending 12 December 2014
- **Reporting period:** 17 September 2011 – 16 September 2012.
- **Start of Actual Implementation:** January 2012
- **Input:**
  - Team Leader: 220 man-days/year
  - Key Expert 2: Water Expert : 220 man-days/year
  - Key Expert 3: Environmental Expert : 220 man-days/year
  - Key Expert 4: Communications Expert: 150 man-days/year

# DESIGNING THE 2012 WORK PLAN



# FOUR PILLARS CROSS CUTTING WORK PACKAGES



# CHALLENGES FACED DURING 1<sup>ST</sup> YEAR OF IMPLEMENTATION

## CHALLENGES:

1. Political instability in the Region:
2. Occasional lack of safety and security in some countries.
3. Frequent changes in governments and water sector leaderships.
4. Occasional reluctance in disclosing water & environment data & information.
5. Some misconception about the nature of regional projects versus bilateral projects.
6. Multi-disciplinary character of the project, involving socio-economic, legislative & environmental aspects of IWRM.

## IMPACTS ON PROJECT IMPLEMENTATION:

1. Overdue realisation of the 1<sup>st</sup> PSC meeting to 7 December 2011 rather than 16 September 2011 compressing the implementation period to less than 9 months.
2. Delay in the mobilisation of the NKEs.
3. Debate about the merits of Regional versus National activities delaying the implementation process.
4. Challenge 6 led to a overutilization of the non-key experts' man-days.



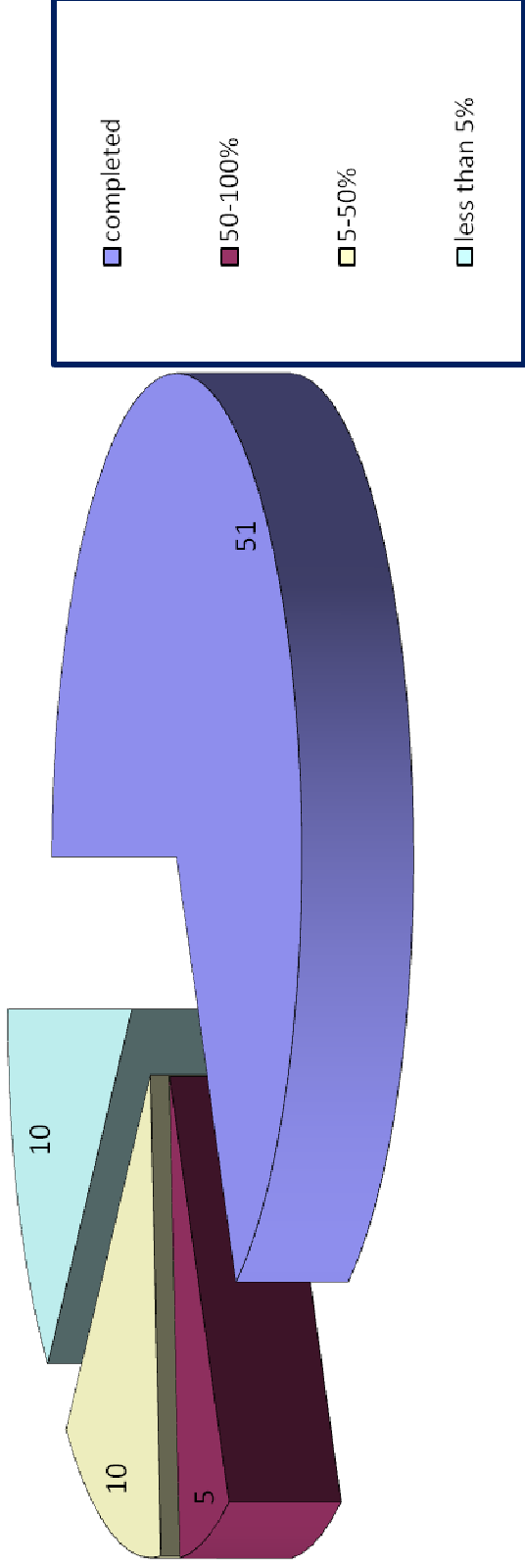
# **STATE OF IMPLEMENTATION OF 2012 WORK PLAN**



# IMPLEMENTATION STATISTICS

TOTAL NUMBER OF LISTED ACTIVITIES	76
ADDITIONAL ACTIVITIES	8
TOTAL NUMBER OF ACTUAL ACTIVITIES	84
TOTAL NUMBER OF LISTED ACTIVITIES IMPLEMENTED BY 100%	51
TOTAL NUMBER OF ACTIVITIES IMPLEMENTED BY >50%	5
TOTAL NUMBER OF ACTIVITIES IMPLEMENTED BY 5% TO 50%	10
% DELIVERY BASED ON LISTED ACTIVITIES	74%
% DELIVERY BASED ON ACTUAL IMPLEMENTATION TIME (9 MONTH) RATHER THAN 12 MONTH	98%
% DELIVERY INCLUDING THE 8 ADDITIONAL ACTIVITIES	108%

# Progress of activities for the 1st year of project implementation

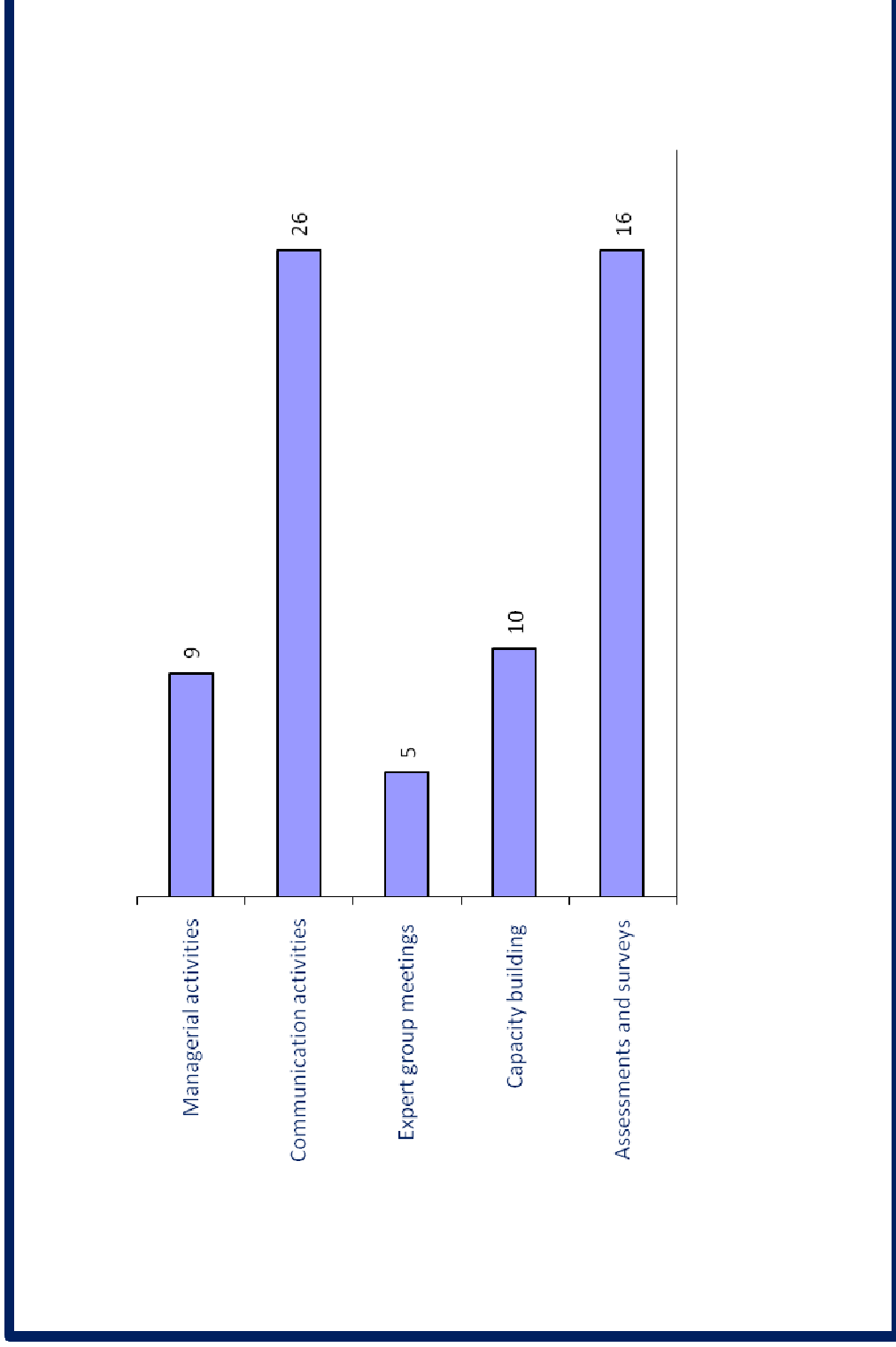


**TOTAL NO OF ACTIVITES: 76**

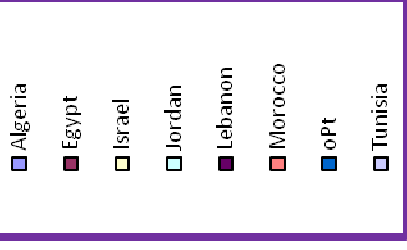
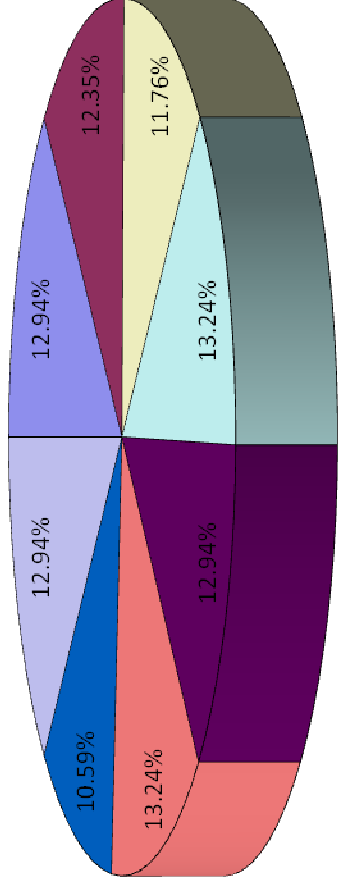
# OUTPUTS STATISTICS

TOTAL NO OF TORS	27
TOTAL NO OF STUDIES, REPORTS, ASSESSMENTS,	16
TOTAL NO OF EXPERT GROUP MEETINGS & DIALOGUES	5
TOTAL NO OF TRAINING / WORKSHOPS	10
TOTAL NO OF MEETING REPORTS INCLUDED THOSE FROM MANAGEMENT MEETINGS	18
TOTAL NO OF PARTICIPANTS IN TRAINING WORKSHOPS	178
TOTAL NO OF STUDY TOURS	5
TOTAL NO OF NKES ENGAGED DURING THE FIRST YEAR	44
TOTAL NO OF EXPERTS INVOLVED IN DIALOGUES & EXPERT GROUP MEETINGS	134

# TYPE OF ACTIVITIES HELD DURING THE 1ST YEAR OF PROJECT IMPLEMENTATION

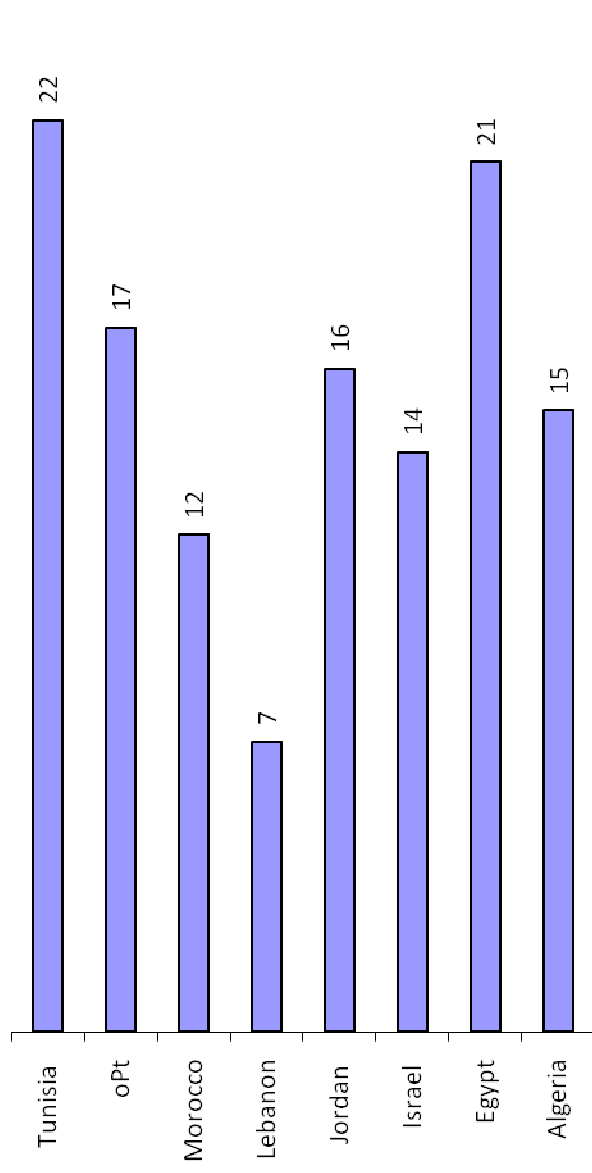


# GEOGRAPHIC DISTRIBUTION OF ACTIVITIES FOR THE 1ST YEAR OF PROJECT IMPLEMENTATION



**TOTAL NO OF ACTIVITES: 76**


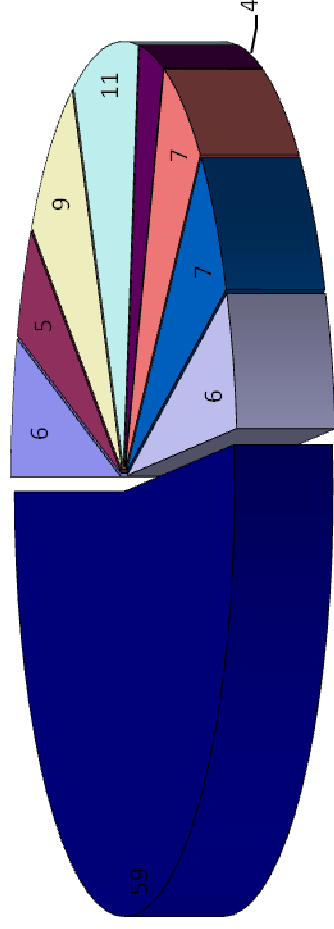
# TOTAL NO OF TRAINEES PER COUNTRY FOR THE 1ST YEAR OF PROJECT IMPLEMENTATION



**TOTAL NO OF TRAINEES: 124**

**TOTAL NO OF TRAINING SESSIONS & FIELD VISITS: 10**

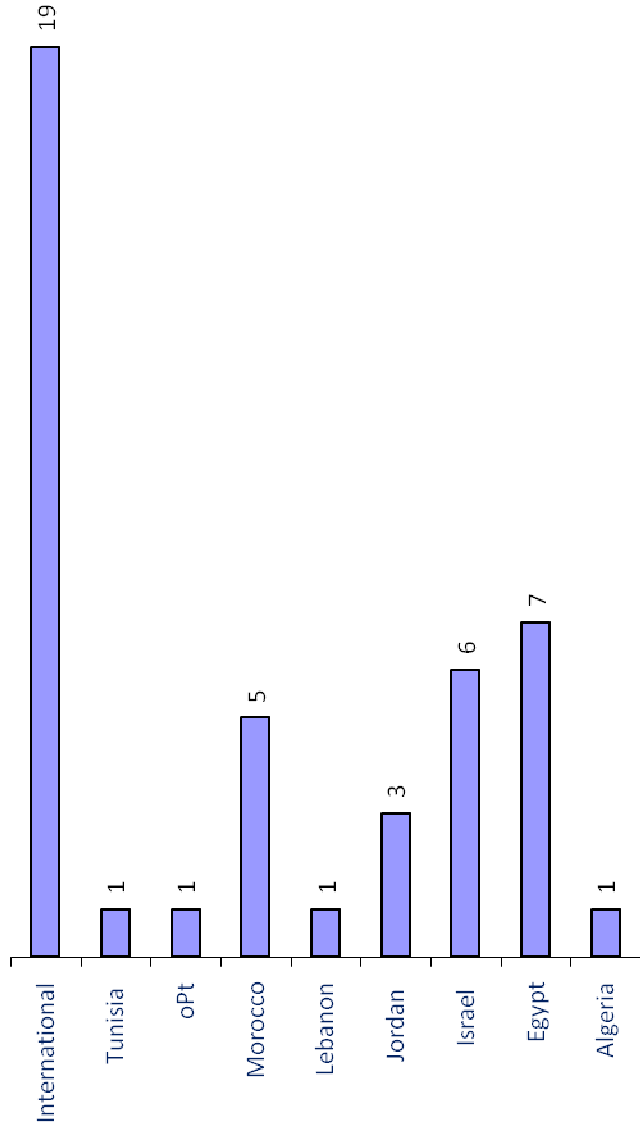
# GEOGRAPHIC DISTRIBUTION OF EXPERTS IN EXPERT GROUP MEETINGS FOR THE 1ST YEAR OF PROJECT IMPLEMENTATION



**TOTAL NO OF PARTICIPANTS: 114**  
**TOTAL NO OF EXPERT GROUP MEETINGS: 5**



# GEOGRAPHIC DISTRIBUTION OF NKE ENGAGED DURING THE 1ST YEAR OF PROJECT IMPLEMENTATION



**TOTAL NO OF ENGAGED NKEs: 44**



# HIGHLIGHTED ACHIEVEMENTS


1. Mutual understanding & strong collaboration were realized among countries of the region with dynamic exchange of experience, success stories & best practices during regional dialogues & EGMs.
2. Mainstreaming of water issues in water relevant sectors was well perceived & accepted by water officials & considered as precondition for the management of water resources within the IWRM context.
3. Good water governance was recognized as the foundation for the three pillars of IWRM & should be addressed as such by PCs.
4. Desalination using RESs was recognized as a NCWR of great potential in the region provided that all other water demand management options & allocative efficiency were exhausted.

# SELECTED TANGIBLE RESULTS

1. PCs have at their disposal clear guidelines on how to integrate CC adaptation plans into IWRM policies.
2. A number of water & environment officials from PCs are now trained on no-regret actions to support the adaptation of the water sector to CC.
3. PCs have detailed guideline & methodology of assessing economic considerations for deciding on desalination projects.
4. PCs are aware of BATNEEC in both desalination & wastewater treatment & reuse in rural areas.
5. Capacity of water & environment professionals was developed on WW & desalination best practices including field visits.
6. Challenges & constraints in the management of WUAs were identified, with clear policy options on improvement through M&E.
7. Capacity of WUA officials was developed through training & field visits.
8. Status of water resources planning in the region is assessed with focus on shortcomings & challenges in IWRM planning & implementation.
9. A dialogue established among water, environment, agriculture & water supply & wastewater practitioners on planning IWRM with focus on mainstreaming & horizontal coordination.

## LESSONS LEARNT FROM FIRST YEAR OF IMPLEMENTATION

1. The work plan for the 1<sup>st</sup> year was designed to offer a vast array of activities to meet the beneficiary countries' needs & expectations. Through the implementation of these priorities, the SWIM-SM team was able to analyse & focus more on genuine country-driven issues during the next implementation period.
2. The absence of an agreed Euro-Med policy on water is not of assistance for the project's political anchorage at the regional level; the latter should have been offered by the stalled UfM Draft Strategy on Water in the Med.
3. SWIM-SM to focus on fewer activities of higher impact & visibility in order to leave a legacy.

- 
4. The project would be better suited to work on synergies among processes & to focus more in-depth on burning issues affecting the region.
  5. Study tours on priority water issues following training undertaken by leading European water training centres & institutions appeared to be of great merit.

# THE WAY FORWARD

1. In preparation for the 2013 work plan, the SWIM team held a 2 days brainstorming session concentrating on issues & requests raised during the first year of implementation & assessed the needs & issues to be tackled in the framework of the 4 pillars.
2. SWIM-SM will address priority water issues intensively not extensively.
3. The merits of study tours appeared evident & included in the proposed 2013 work-plan for the following reasons:
  - To expose young water professionals in PCs to the best water resources management practices in Europe,
  - To witness the EU water directive in practice,
  - To provide the opportunity for the replication of BPs, and
  - To establish a North-South Med dialogue among water & environment practitioners.



*Thank you  
for your kind attention*

مع خالص شكري  
وامتثاني

*Merci pour  
votre attention*

*For additional information please contact:*

*Sustainable Water Integrated Management – Support Mechanism: [info@swim-smf.eu](mailto:info@swim-smf.eu)*