

Sustainable Water Integrated Management (SWIM) - Support Mechanism

Project funded by the European Union



Water Users Associations Regional Expert Workshop

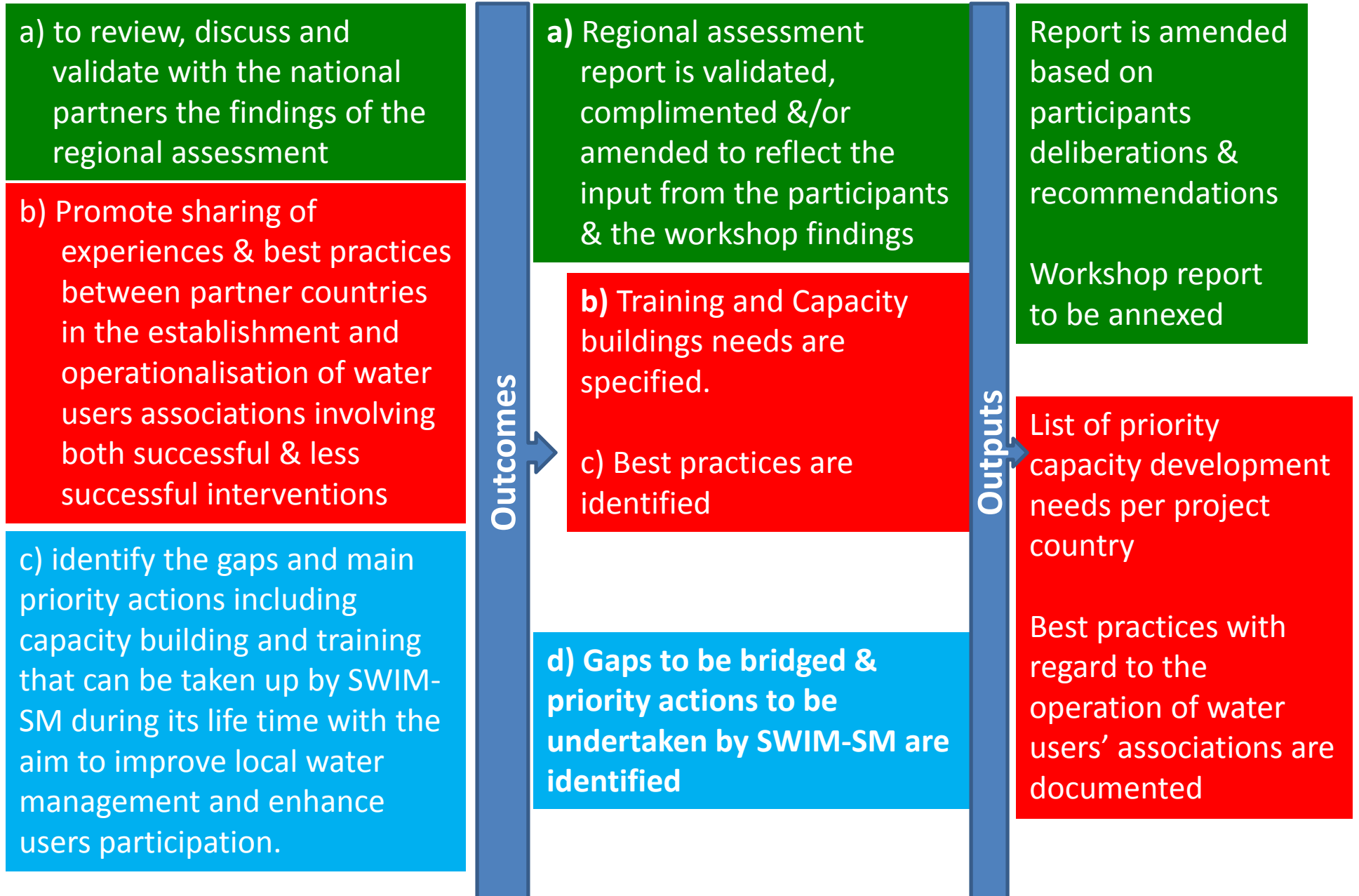
Athens-Greece
April 23-25, 2012



umweltbundesamt[®]

Workshop Background Objectives

Workshop Objectives & Expected Results



Workshop Programme

		Details: Day 1	Responsibility
From	To		
9:00	9:20	Opening Remarks <ul style="list-style-type: none"> • Welcoming Participants • Introduction and orientation by task leader (Water Expert SWIM-SM) • Logistical Issues • Approval of provisional agenda 	Project Director – SWIM-SM (Stavros Damianidis) Task Leader (Suzan Taha)
9:20	9:30	Workshop Outline: Objectives, Rules & Briefing on Methodology	Mutaz Al Taher (Facilitator)
9:30	11:00	Countries Presentations <ul style="list-style-type: none"> • Egypt • Israel • Jordan • Occupied Palestinian 	National Representatives Workgroup Facilitator
		• Comments & Feedback by Participants (45 Minutes)	Mutaz Al Taher (Facilitator)
11:00	11:30	Coffee Break	
11:30	12:45	Countries Presentations (15 Minutes each) & 15 Minutes over the session for questions of clarification <ul style="list-style-type: none"> • Algeria • Lebanon • Morocco 	National Representatives Workgroup Facilitator
12:45	13:45	Lunch Break	

Workshop Programme

		Details: Day 1	Responsibility
From	To		
13:45	15:00	Regional Assessment Report: Final Conclusions	Task Leader Suzan Taha Consultant CIHEAM =IAMB
15:00	15:30	Evaluation	
15:30	16:00	Break	CIHEAM =IAMB WG Facilitators

Workshop Programme

		Details: Day 2	Responsibility
From	To		
9:00	9:20	Opening Remarks <ul style="list-style-type: none"> Overview of Day 1 Presenting Tasks for Day 2 Organizational Issues 	Mutaz Al Taher (Facilitator)
9:20	9:40	Presentation of the Regional Assessment findings with respect to challenges and linkages with group work & Presentation on BPs (20 Minutes) :Part 2	CIHEAM =IAMB
9.40	10:00	Discussion - Plenary	Facilitator
10::00	11:00	Best practices in the operationalization of WUAs using successful and less successful examples and learning points - WG Discussions (60 Minutes)	WG Facilitators National Representatives
11:00	11:30	Coffee Break	
11:30	12:00	Presentation of groups Findings in Plenary	Facilitator
11:30	11:50	Presentation of the Regional Assessment >>>>	National Representatives
		What is next?	Work group Facilitator Mu'taz Taher
12:45	13:45	Lunch Break	

How will the workshop flow?

Facilitated Sessions: Presentations & Discussions:

Participants



Materials & tools

Facilitators



DESCRIPTION

This technique can be used as **a facilitation method** for groups and as **a communication model**, in which opinions are developed, **a common understanding is built** and objectives, **recommendations** and action plans are formulated to focus on a problem and its possible solutions.



Communication tools used, include:

Physical Materials


- Flash Cards (standard oval, cloud-shaped and rectangular cards of various colors).
- Felt tipped pens.
- Display boards, etc.

1 Idea/Card

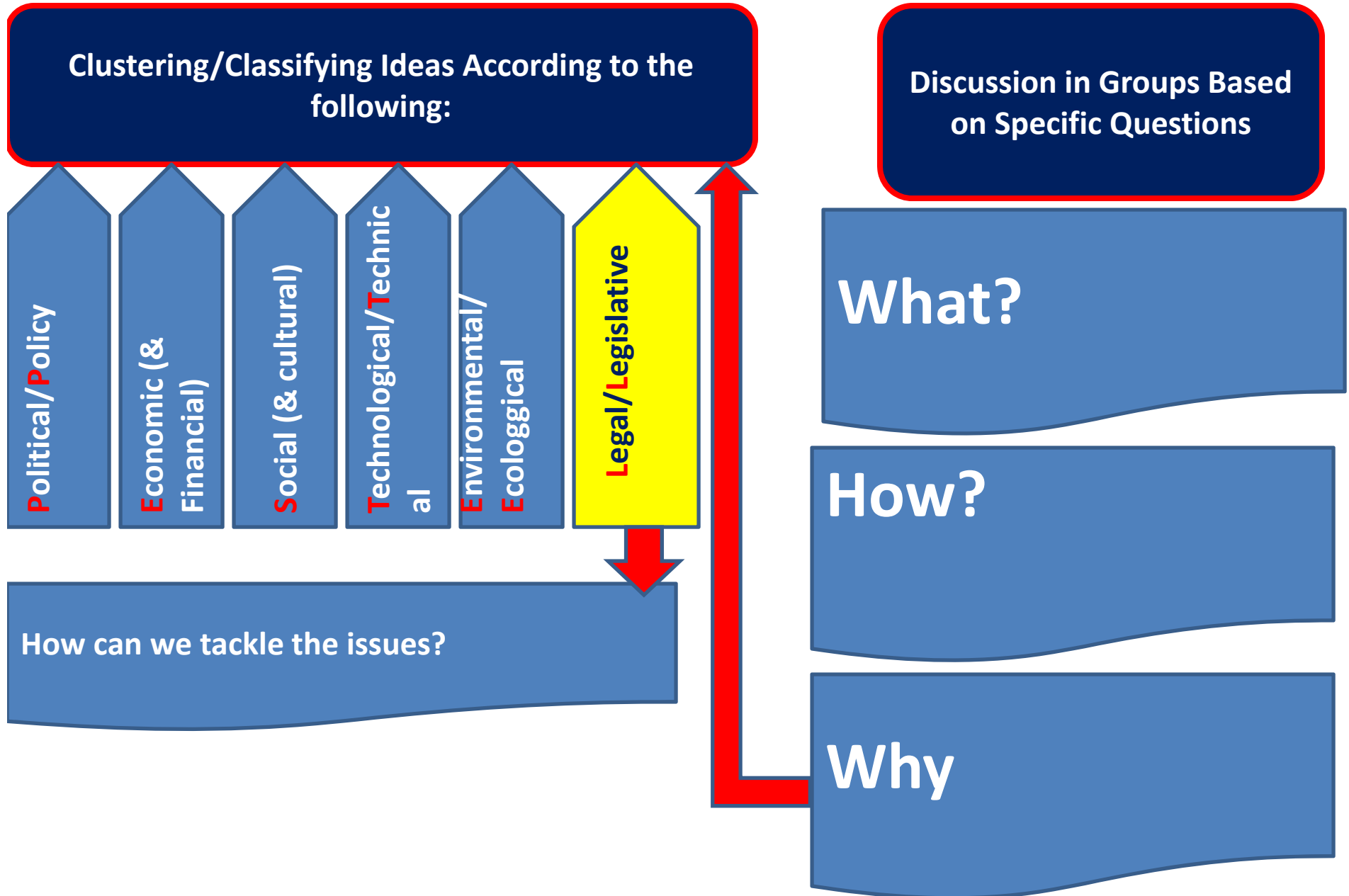
3 Lines / Idea/Card

Write Clearly (Form and Content)

Workshop Rules



Introduction to Group Work



Countries