



Sustainable Water
Integrated Management (SWIM) -
Support Mechanism



Project funded by
the European Union

Water is too precious to waste

**Session I: Overview of progress of the SWIM
program during 2014 and Beyond.**

15-16 December 2014, Barcelona

OBJECTIVES OF PRESENTATION

- To present an account of third year of implementation:
 1. Brief reminder of project objectives
 2. Achievements & statistics
 3. Challenges & constraints faced
 4. Achievements & results
 5. Way forward beyond 2014.

I- BRIEF REMINDER OF SWIM-SM

Overall objective

- To promote the extensive dissemination of sustainable water management policies & practices in the context of increasing water scarcity, pressure on water resources.

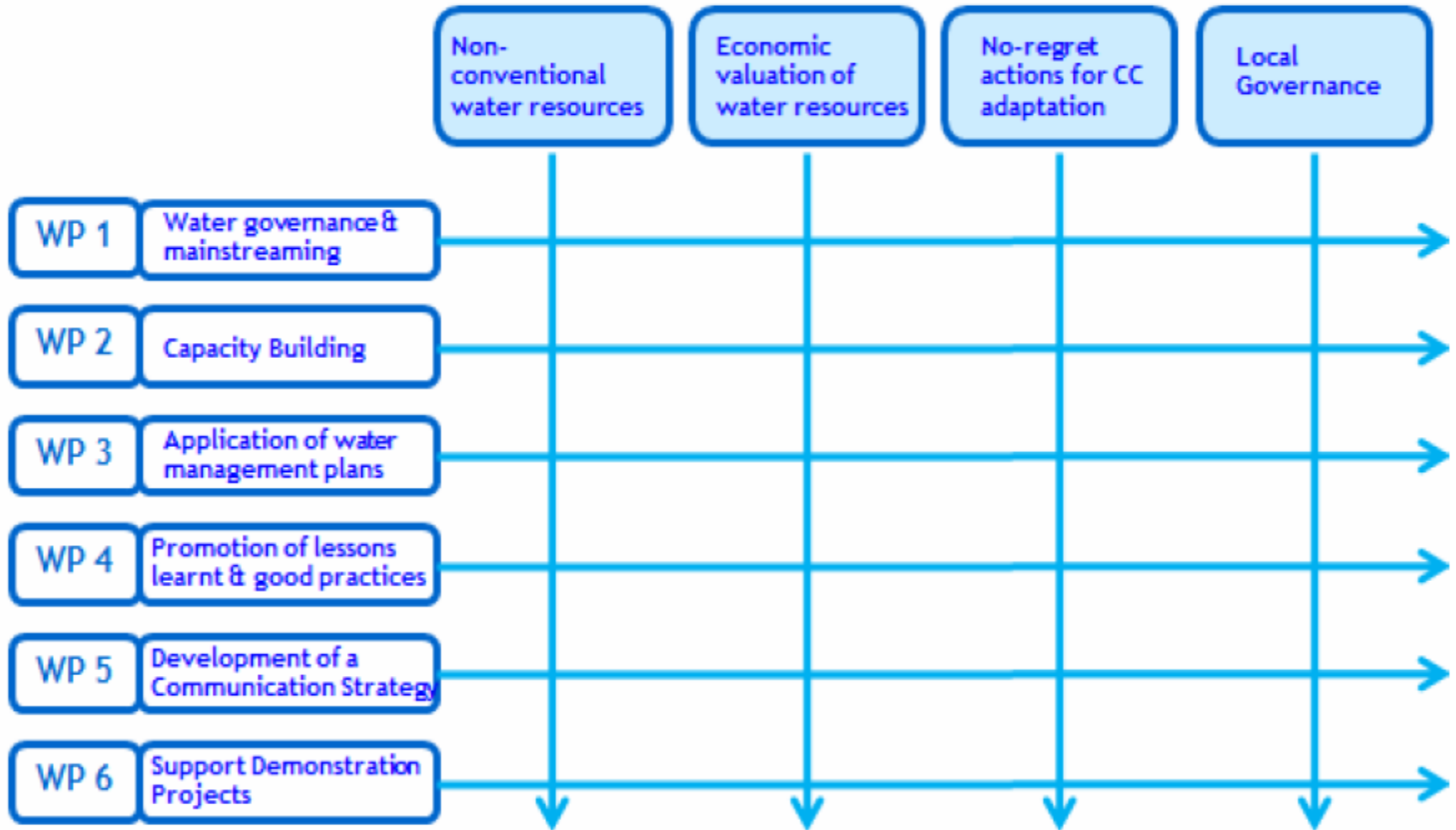
Specific objectives

1. Raise awareness among the decision-makers & stakeholders
2. Support PCs in designing & implementing IWRM policies
3. Contribute to ensuring institutional reinforcement & the development of the necessary planning & management skills.

PROJECT SYNOPSIS

- **Project start date:** 13 December 2010
- **Project duration:** 48 months – ending 12 Dec. 2014.
Extended for one more year to end in Dec. 2015.
- **Input:** Technical assistance inputs includes until Dec. 2014
 - Team Leader: 220 man-days/year
 - Key Expert 2: Water Expert : 220 man-days/year
 - Key Expert 3: Environmental Expert : 220 man-days/year
 - Key Expert 4: Communications Expert: 150 man-days/year
 - Non-Key Experts: 1480 man-days for the duration of project
- **Total Budget:** 6.7 M Euro

FOUR PILLARS CROSS CUTTING WORK PACKAGES



CHALLENGES FACED DURING 3rd YEAR OF IMPLEMENTATION

CHALLENGES:

1. Continued political instability in the Region.
2. Frequent changes in governments & water sector leaderships.
3. Lack of political anchorage of SWIM product.
4. Request for additional activities by beneficiaries without allocation of additional resources.

IMPACTS ON PROJECT IMPLEMENTATION:

1. Delay in the implementation.
2. Confusion in discussing policy briefs.
3. Reluctance of some KE & NKEs to undertake assignments in politically unstable locations.

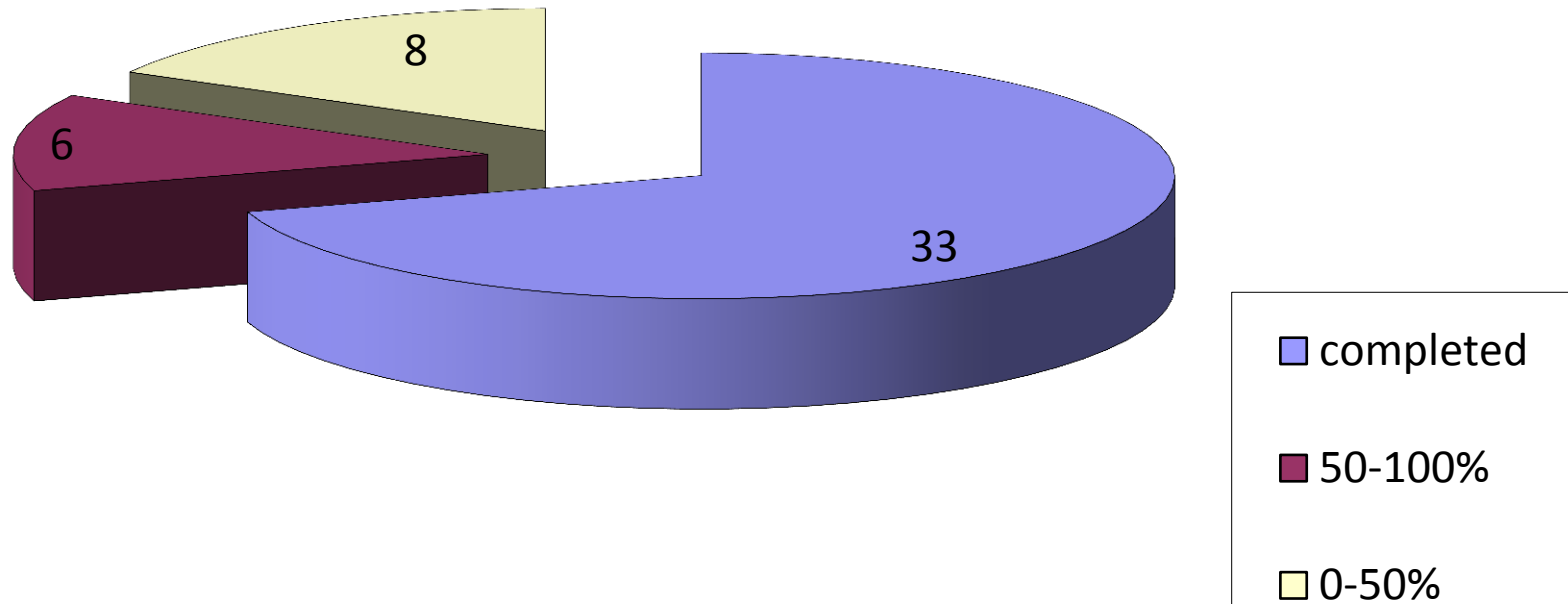


**STATE OF
IMPLEMENTATION OF 2014
WORK PLAN**

IMPLEMENTATION STATISTICS

TOTAL NUMBER OF LISTED ACTIVITIES	47
ADDITIONAL ACTIVITIES	4
CANCELLED ACTIVITIES	7
TOTAL NUMBER OF ACTUAL ACTIVITIES	44
TOTAL NUMBER OF LISTED ACTIVITIES IMPLEMENTED BY 100%	33
TOTAL NUMBER OF LISTED ACTIVITIES IMPLEMENTED BY >50%	6
TOTAL NUMBER OF LISTED ACTIVITIES IMPLEMENTED BY 0% TO 50%	8
% DELIVERY BASED ON LISTED	80.6%

PROGRESS OF ACTIVITIES FOR THE 3d YEAR OF IMPLEMENTATION



TOTAL NO OF ACTIVITES: 47

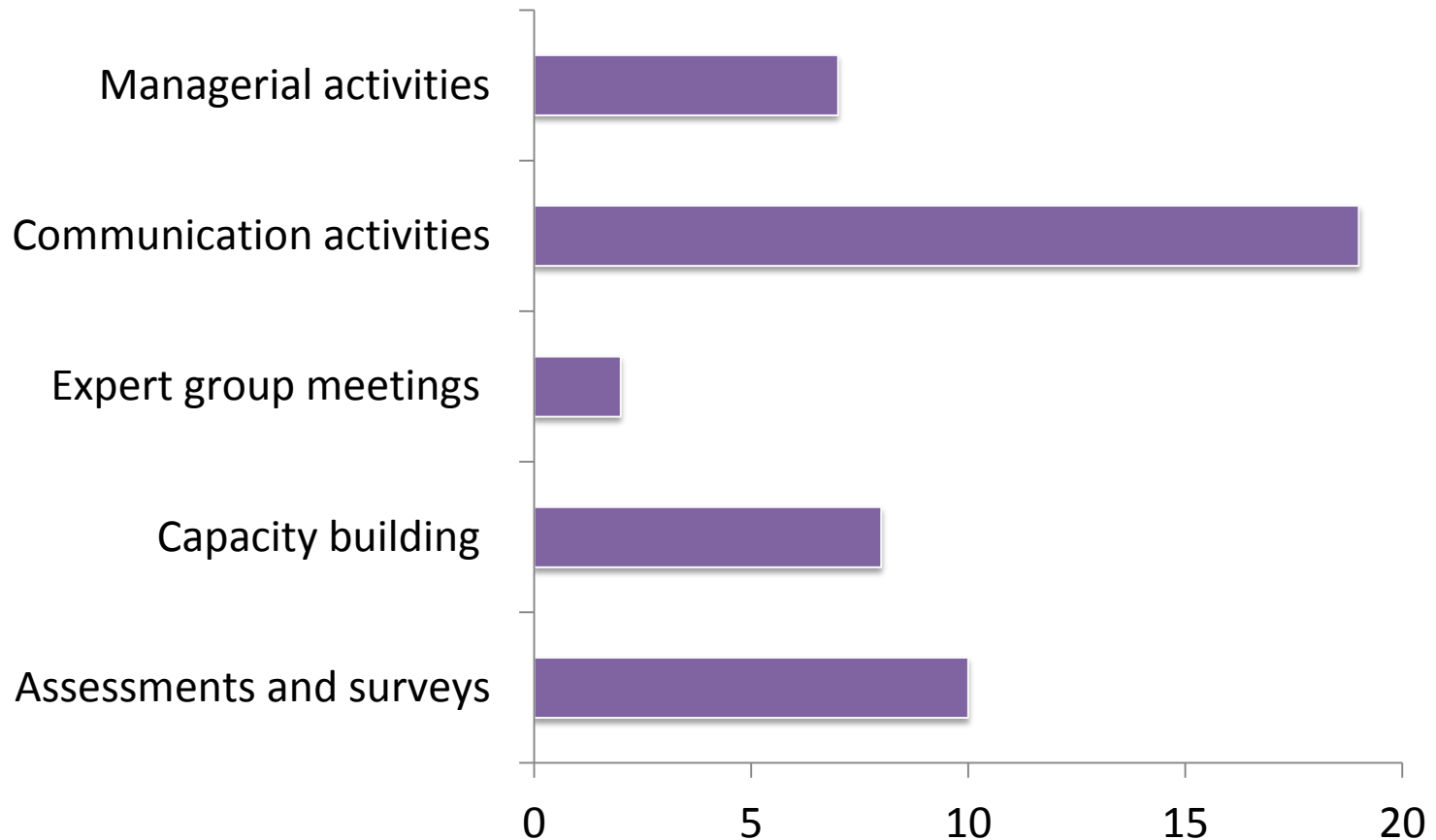
OUTPUTS STATISTICS

TOTAL NO OF STUDIES, ASSESSMENTS	10
TOTAL NO OF MEETING REPORTS INCLUDING THOSE FROM MANAGEMENT MEETINGS	16
TOTAL NO OF POLICY NOTES	5
TOTAL NO OF EXPERT GROUP MEETINGS	2
TOTAL NO OF TRAINING WORKSHOPS	6
TOTAL NO OF STUDY TOURS	2
TOTAL NO OF NATIONAL CONSULTATIONS	2

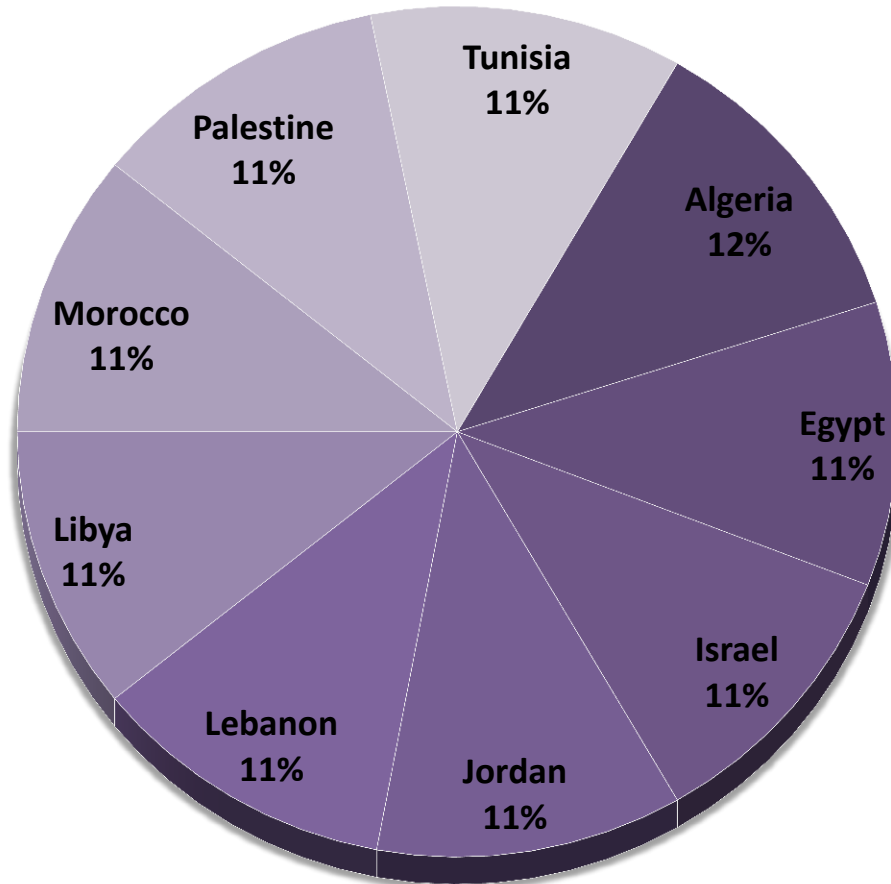
OUTPUTS STATISTICS

TOTAL NO OF PARTICIPANTS IN TRAINING WORKSHOPS & STUDY TOURS	132
TOTAL NO OF PARTICIPANTS IN NATIONAL CONSULTATIONS	76
TOTAL NO OF PARTICIPANTS IN EXPERT GROUP MEETINGS	36
TOTAL NO OF NKES ENGAGED DURING THE THIRD YEAR	22

TYPE OF ACTIVITIES HELD DURING THE 3d YEAR OF PROJECT IMPLEMENTATION

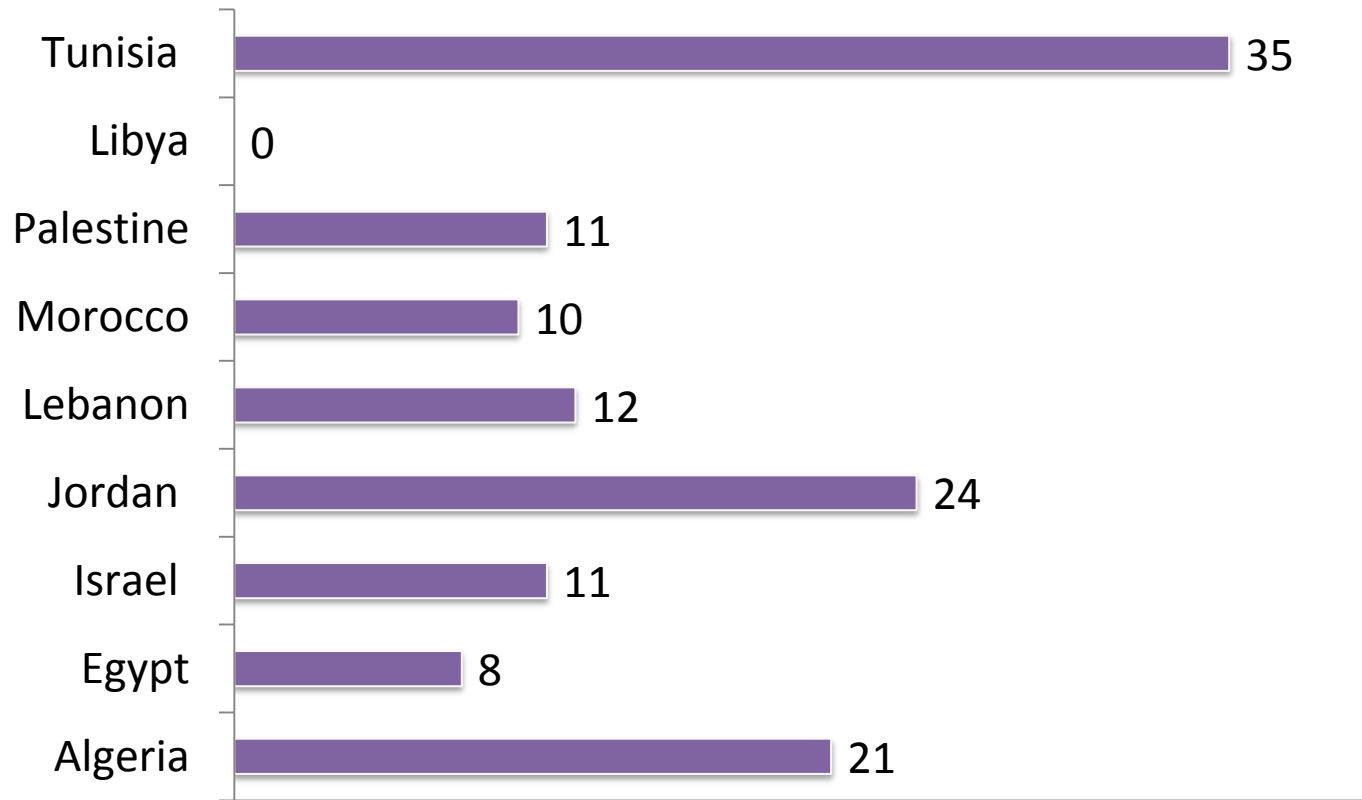


PERCENT GEOGRAPHIC DISTRIBUTION OF ACTIVITIES FOR THE 3d YEAR OF PROJECT IMPLEMENTATION



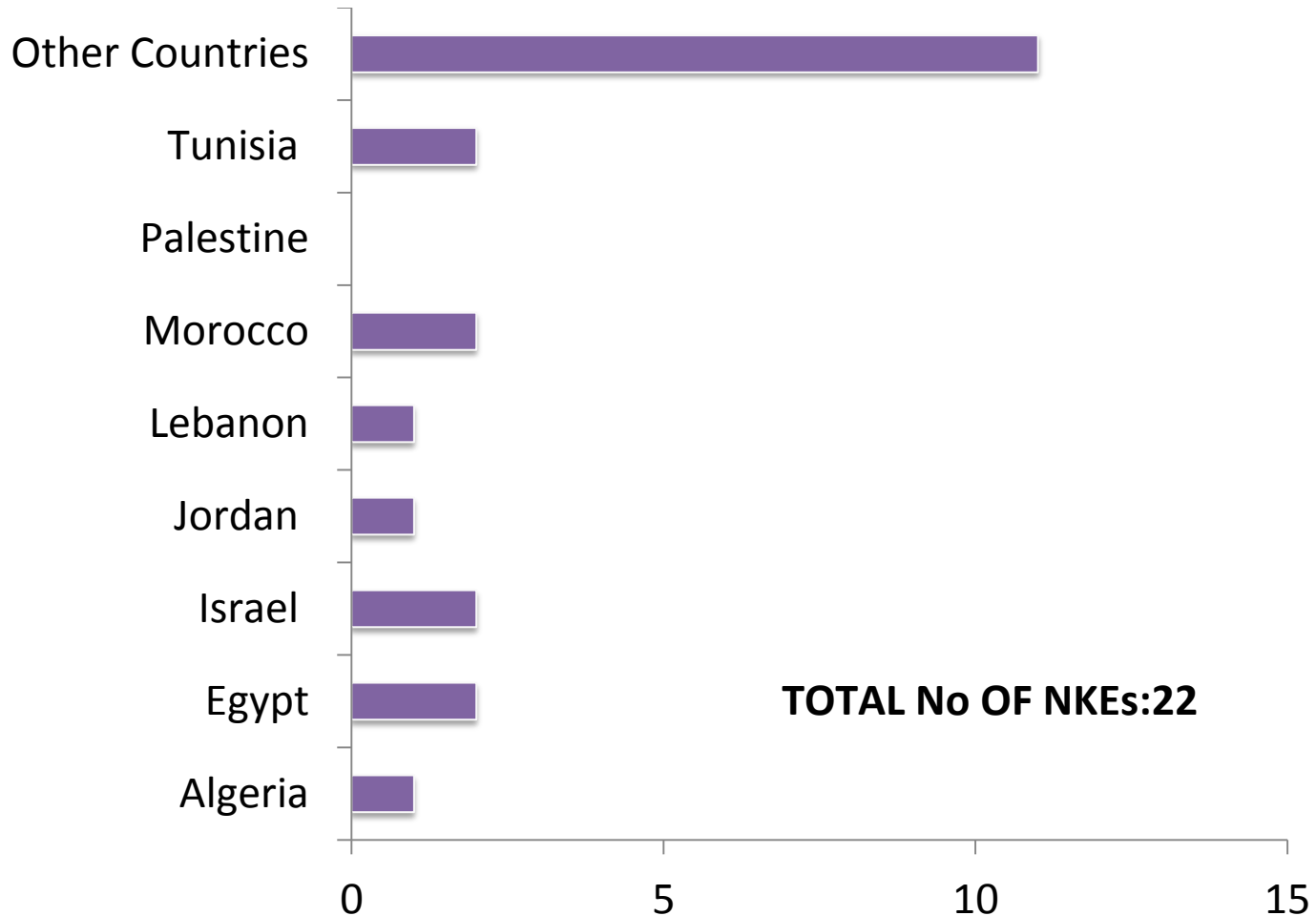
Note: The figure concerns the whole spectrum of conducted activities

TOTAL NO OF TRAINEES PER COUNTRY FOR THE 3d YEAR OF PROJECT IMPLEMENTATION



TOTAL NO OF TRAINEES: 132

GEOGRAPHIC DISTRIBUTION OF NKE ENGAGED DURING THE 3d YEAR OF PROJECT IMPLEMENTATION



HIGHLIGHTED ACHIEVEMENTS

On NCWRs (WWT & Reuse and Desalination):

1. PCs recognized that desalination should be planned within an IWRM context to sustain socio-economic development after exhausting demand management options and without obstructing construction of current desalination plants.
2. SWIM PCs were made aware of the environmental stresses of desalination and non mandatory policies to minimize environmental impacts were proposed.

3. PCs were acquainted on the principles of desalination using solar energy through training & study tour.
4. PCs were made aware of the prospects of desalination in the region until 2030 with an estimation of future brine discharges.
5. PCs acquired the knowledge on the potential fate, transport, bio-accumulation & bio-magnification of various pollutants from desalination.
6. PCs are aware of regulatory frameworks to control artificial recharge of treated wastewater.

On IWRM & Water Governance:

1. A voluntary policy brief to improve compliance & ensure enforcement of water legislations was developed.
2. Mainstreaming water issues in other relevant sectors was observed in most SWIM-SM activities and has been recognized by SWIM PCs as a precondition for IWRM.

3. PCs have at their disposal a regional guideline for the establishment of water & environment prosecution & magistrates systems as part of the national judiciary systems.
4. Water governance, particularly rule of law, was recognized as one of the foundations for implementation of IWRM plans. A guideline for enforcement was provided.

On Economic Valuation and Financing:

1. P&P sectors acquired knowledge on types of risks in PPPs for water project & how to estimate & manage them.
2. The P&P sectors acquired knowledge on the role private insurance companies can play to reduce risks.
3. SWIM partner organizations & programs are trained on consideration for financing NCWRs.
4. 50-60 professionals are trained on assessing the cost of environment & water degradation.

On WUAs and Local Governance:

1. A regional M&E system for PIM/IMT processes developed & made available to PCs & regional organisations.

THE WAY FORWARD

- In preparation for the 2015 work plan, a brainstorming session was held in Athens. The suggested 2015 work plan includes:
 1. Support UNEP-MAP revise the National Environmental Action Plans (NAPs) in the Med. Region.
 2. Support H2020 working groups and subgroups possibly organize a number of CB events, as a bridge to the new H2020 CB program to be announced in 2015.
 3. Document SWIM results & capitalize on the lessons learnt.

THE WAY FORWARD (2)

4. Consolidate SWIM policy lessons through the formulation, deliberation and dissemination of targeted policy lessons within the range of SWIM-SM activities.
5. Test SWIM guidelines that were developed in selected countries:
 - *Implementing the guidelines developed for artificial ground water recharge in 2 focus countries.*
 - *Development of national policies for the establishment of magistrate systems for prosecuting water & aquatic environment violations in 2 focus countries.*

THE WAY FORWARD (3)

6. Promote financing the water sector by supporting dialogue among central banks for incentivizing water infrastructure financing.
7. Promote wastewater management & natural WWT systems for rural areas through study tours.
8. Support, as required, the elaboration and implementation of the 5+5 Western Mediterranean Water Strategy.
9. Develop M&E system for IWRM in SWIM region with potential national pilot applications.

*Thank you
for your kind attention*

مع خالص شكري
وامتناني

*Merci pour
votre attention*

For additional information please contact:

Sustainable Water Integrated Management – Support Mechanism: info@swim-sm.eu